



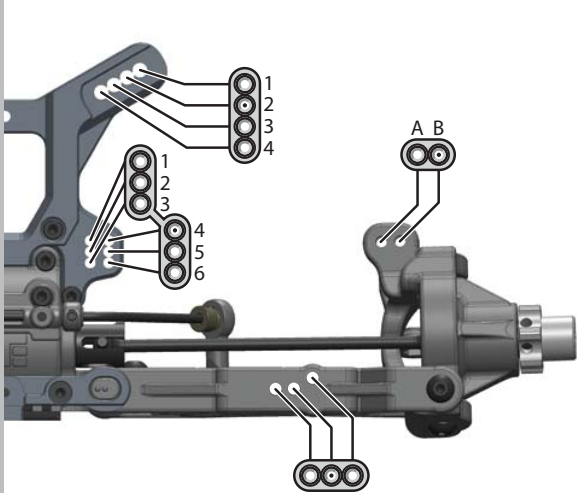
Name: Torian Mitchell Date: 7-12-14 Event/Track: PRCP Summer Showdown Rnd. 3

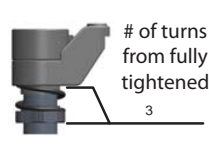
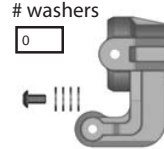
Track Conditions: Outdoor Indoor Wet Dry High Bite Low Bite Rough
 Smooth Hard Packed Loose/Loamy Blue Groove

Bumpsteer/Ackerman/Servo Saver/Steering Stop:

 <p># washers <input type="checkbox"/> over <input type="checkbox"/> under ballstud <input type="checkbox"/> <input checked="" type="checkbox"/></p>	 <p># washers <input type="checkbox"/> over <input type="checkbox"/> under ballstud <input checked="" type="checkbox"/> <input type="checkbox"/></p>	 <p><input type="checkbox"/> front <input checked="" type="checkbox"/> middle <input type="checkbox"/> rear</p>
--	---	--

Front End:



 <p># of turns from fully tightened 3</p>	 <p># washers 0</p>
--	---

Suspension:


	FRONT	REAR
RISE HEIGHT:	28	29
TOE (in/out):	2 out	2 out
CAMBER:	2 deg	2 deg
CASTER:	15 Deg°	
SHOCK LENGTH (DROOP):	105	118
SWAY BAR:	2.5	2.3

NOTES: Swapped sway bars

Body/Wing:

BODY:	stock
WING:	stock

Front Outer (Sweep)



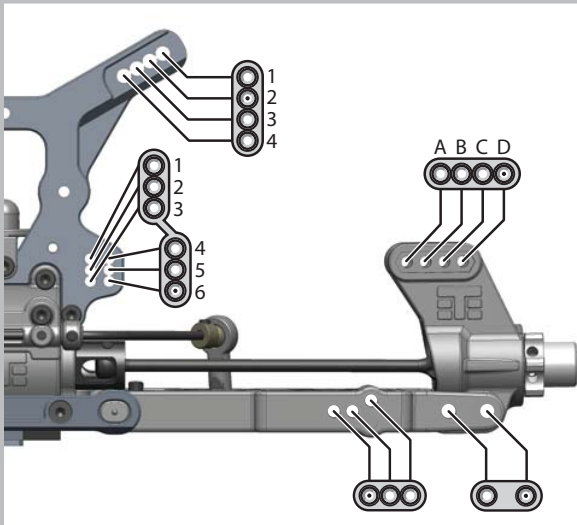
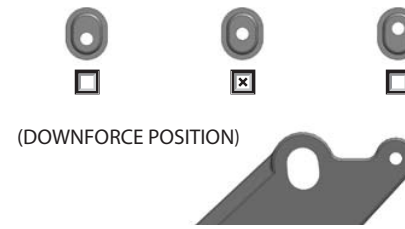
1.0F 0.5F 0.0 0.5R 1.0R

Front Inner (Kick Up)



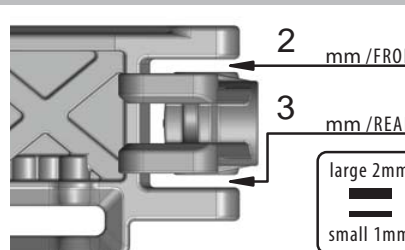
12.0° 11.5° 11.0° 10.5° 10.0°

Rear End:

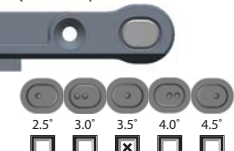
(DOWNFORCE POSITION)

Wheelbase:




2 mm / FRONT
 3 mm / REAR
 large 2mm
 small 1mm

Rear Outer (Toe In)



2.5° 3.0° 3.5° 4.0° 4.5°

Rear Inner (Anti-Squat)



3.0° 2.5° 2.0° 1.5° 1.0°

Notes:

+1.5 toe block
 Adjust ride height as needed
 Car is fast and stable

	FRONT	REAR
STD/EMUL/VENT:	Vented	Vented
PISTON:	8x1.3	8x1.3
OIL:	500	400
BLADDER:	stock	stock
REBOUND:	5% %	5% %
SPRING:	Ky light blue	Ky orange

NOTES:

Tires / Wheels:

	FRONT	REAR
BRAND:	Various	Various
TREAD:		
COMPOUND:		
INSERT:		
WHEEL:		

NOTES:

Differential Oil:

	FRONT	CENTER	REAR
	7	5	5

NOTES:

Equipment:

ENGINE:	Mugen/Nova BT5
PIPE:	053 w/Nova 41005 header
PLUG:	OD 97t
FUEL:	O'donnell Speed Blend 30%
RX BATT:	Trakpower 2s lipo
SERVO:	steering hitec 7955 / throttle/brake hitec 7954

Drivetrain:

CLUTCH/SPUR:	15 / 44 (teeth)
CLUTCH SHOES:	stock 7075 alum
CLUTCH SPRINGS:	2x 0.9, 2x 1.0
ENGINE POSITION:	Front <input type="checkbox"/> Rear <input checked="" type="checkbox"/>
BRAKE BIAS:	front 40 % rear 60 %

Chassis Braces:

Center Rear Left Rear Right